














Pet Doors at-a-glance

Pet Doors	Product code	ACCESS OPTIONS				FITTING						
		Closing panel 	4 way locking system 	Magnetic 	Microchip RFID† 	Wooden doors 	Glass windows & doors, single & double glazing* (non sliding) 	Brick walls 	PVC / uPVC / Metal 	Patios / Sliding Doors* 	Tunnel included is suitable for most door thicknesses 	Additional tunnel extensions available 
Petporte smart flap® - Microchip	100EF				✓	✓	✓	✓	✓		optional tunnel	✓
Staywell® Original 2-Way Pet Door (Small)	715EF, 730EF, 737EF	✓				✓			✓		not included - optional tunnel can be purchased separately	
Staywell® Original 2-Way Pet Door (Medium)	740EF, 755EF, 757EF	✓				✓			✓		optional tunnel	
Staywell® Original 2-Way Pet Door (Large)	760EF, 775EF, 777EF	✓				✓			✓		optional tunnel	
Staywell® Aluminium Pet Door (Small)	600ML	✓				✓			✓		fixed tunnel	
Staywell® Aluminium Pet Door (Medium)	620ML	✓				✓			✓		fixed tunnel	
Staywell® Aluminium Pet Door (Large)	640ML	✓				✓			✓		fixed tunnel	
Staywell® Aluminium Pet Door (Extra Large)	660ML	✓				✓			✓		fixed tunnel	
Staywell® Deluxe Magnetic Cat Flap	400EF		✓	✓		✓	✓	✓	✓		fixed tunnel cannot be cut down	✓
Staywell® Deluxe Manual 4-Way Locking Cat Flap	300EF		✓			✓	✓	✓	✓		optional tunnel	✓
Staywell® Big Cat / Small Dog Pet Door	270EF, 280EF		✓			✓	✓	✓	✓	✓	optional tunnel	
Deluxe Patio Panel Pet Door (Small)	PPA11-13098	✓								✓	N/A	
Deluxe Patio Panel Pet Door (Medium)	PPA11-13134	✓								✓	N/A	
Deluxe Patio Panel Pet Door (Large)	PPA11-13121	✓								✓	N/A	
Pet Screen Door	P1-ZB-11		inside lock only							mesh screen only	mesh screen only	

All Pet Doors are suitable to fit any door, wall or partition although additional materials and competent DIY skills may be required. *It is not possible to cut holes in toughened glass or double glazed units except at the time of manufacture. If fitting a Magnetic cat flap into double glazed glass, a plastic spacer bar must be used. Please consult a glazier. **Magnetic cat flaps will not work if installed directly into a surface containing metal. The unit must be isolated from these materials in a wooden frame. Full details in the Installation Guide. † Microchip RFID (Radio Frequency Identification).

Pet Doors at-a-glance

It's great outdoors: The outdoors provide a fresh and interesting environment to keep a pet's mind alert and encourage good behaviour.

Pet Doors	Product code	Available finishes	YOUR PET					YOUR PET			
			Cat	Small dog	Medium dog	Large dog	Extra large dog	Max pet weight	Max pet width	Max pet height	Example breeds
Petporte smart flap® - Microchip	100EF	<input type="checkbox"/>	✓					7 kg	150 mm	Cat only	Cats
Staywell® Original 2-Way Pet Door (Small)	715EF, 730EF, 737EF	<input type="checkbox"/> <input type="checkbox"/> <input type="checkbox"/>	✓	✓				7 kg	147 mm	170 mm	Cats, Jack Russell, Yorkshire Terrier
Staywell® Original 2-Way Pet Door (Medium)	740EF, 755EF, 757EF	<input type="checkbox"/> <input type="checkbox"/> <input type="checkbox"/>			✓			18 kg	219 mm	240 mm	Border Collie, Spaniel
Staywell® Original 2-Way Pet Door (Large)	760EF, 775EF, 777EF	<input type="checkbox"/> <input type="checkbox"/> <input type="checkbox"/>				✓		45 kg	290 mm	320 mm	German Shepherd, Golden Retriever, Labrador
Staywell® Aluminium Pet Door (Small)	600ML	<input type="checkbox"/>	✓	✓				7 kg	132 mm	205 mm	Cats, Jack Russell, Yorkshire Terrier
Staywell® Aluminium Pet Door (Medium)	620ML	<input type="checkbox"/>			✓			18 kg	209 mm	311 mm	Border Collie, Spaniel
Staywell® Aluminium Pet Door (Large)	640ML	<input type="checkbox"/>				✓		45 kg	260 mm	412 mm	German Shepherd, Golden Retriever, Labrador
Staywell® Aluminium Pet Door (Extra Large)	660ML	<input type="checkbox"/>					✓	100 kg	349 mm	603 mm	Great Dane, St. Bernard
Staywell® Deluxe Magnetic Cat Flap	400EF	<input type="checkbox"/>	✓					7 kg	150 mm	Cat only	Cats
Staywell® Deluxe Manual 4-Way Locking Cat Flap	300EF	<input type="checkbox"/>	✓					7 kg	150 mm	Cat only	Cats
Staywell® Big Cat / Small Dog Pet Door	270EF, 280EF	<input type="checkbox"/> <input type="checkbox"/>	✓	✓				10 kg	180 mm	200 mm	Cats, Jack Russell, Yorkshire Terrier
Deluxe Patio Panel Pet Door (Small)	PPA11-13098	<input type="checkbox"/>	✓	✓				5.4 kg	125 mm	280 mm	Cats, Jack Russell, Yorkshire Terrier
Deluxe Patio Panel Pet Door (Medium)	PPA11-13134	<input type="checkbox"/>			✓			18 kg	200 mm	450 mm	Border Collie, Spaniel
Deluxe Patio Panel Pet Door (Large)	PPA11-13121	<input type="checkbox"/>				✓		45 kg	250 mm	550 mm	German Shepherd, Golden Retriever, Labrador
Pet Screen Door	P1-ZB-11	<input type="checkbox"/>	✓	✓				13 kg	200 mm	245 mm	Cats, Jack Russell, Yorkshire Terrier

How to measure your pet:

